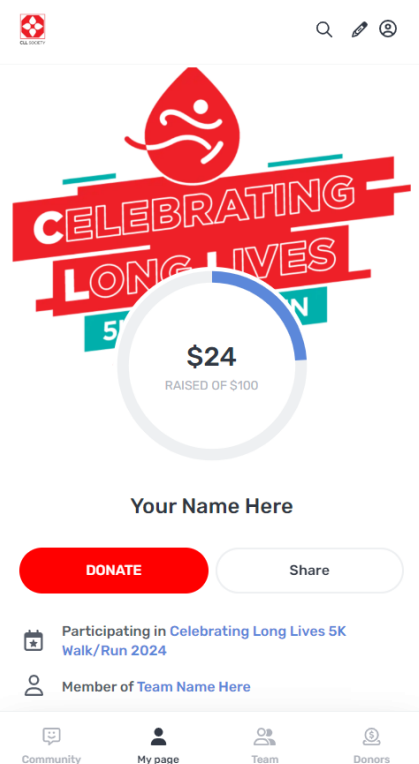


# How To Use Your Fundraising Page


## Mobile View

### Navigate



When signed in on a mobile device, navigate using the **menu** at the bottom of your screen. To view our Leaderboards and event resources, return to the campaign homepage by clicking the **CLL Society logo** in the top left.

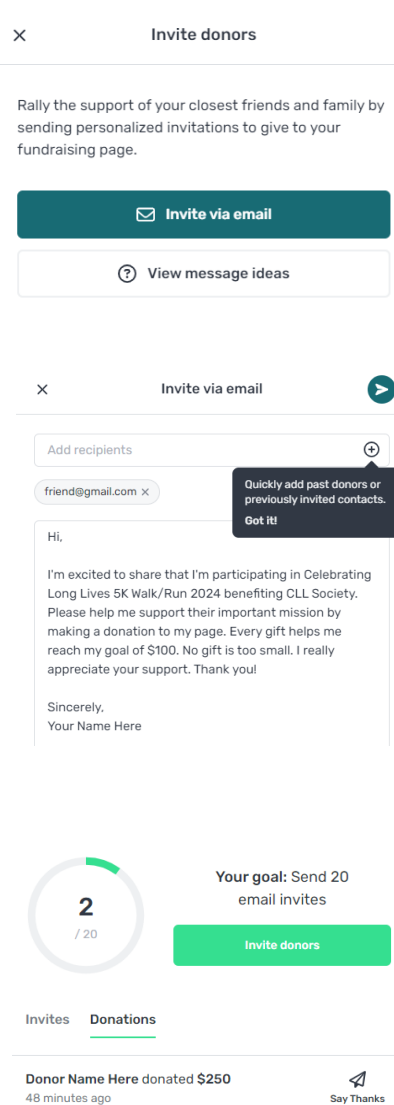
### Edit Your Page



To edit your fundraising page, visit **My Page** on the menu and click the **pencil icon** at the top right corner. You can edit your story, cover photo, increase your fundraising goal, or update your team choice.

**Team captains** can edit the team's page by visiting their team page and clicking the pencil icon.

### Invite Donors



Visit the **Donors** tab to send donor invites and monitor what donations you've received. You can send donor invites directly from your page or copy some messages to send via text.

If you've fundraised on Pledge It before, you'll be able to **view your past donors** by clicking the plus sign **+** on the "Invite via email" screen.

Customize your message and add your email contacts before clicking the **Send** button. After receiving donations, don't forget to send a quick thank you!

*Want to see this feature in action? Watch a tutorial video below.*




# How To Use Your Fundraising Page

## Mobile View

### Post Updates




✕ Add update

 Post and send to my donors ▾

B I U

I'm excited to start training for the 5K! 🏃. Our family had a great time participating last year and are eager to rock our CLL t-shirts again!

Thanks to everyone who has donated to my page so far. Your support is greatly appreciated!



Add media    ...

Post update

Post updates by visiting the **Community**. This is a great place to share your excitement for the event. It also allows you to easily contact all your donors to keep them in the loop!


You can indicate if you'd like to send your update to your donors or simply share it to the campaign. Click **Add Media** to include photos, videos, social media, fitness updates, and more.


### Visit the Community


 **Nicole Kamphuis**  
3 hr. ago 


Rocky and I had so much fun at last year's Celebrating Long Lives 5K. We can't wait to join again and support the CLL/SLL community.

Share how you are getting ready for event day, May 11th, on this Community Activity Wall.









Follow updates across the campaign and be inspired by your fellow participants! Click on the **React button**  to show your support.

This is a great place to highlight your connection to our mission, share why you're participating, and to celebrate everyone's success. If you need to edit a post you've shared, click the **Edit icon** in the top right. 


### Use the Team Dashboard




   [View page](#)


**Team Name Here**  
Team captain dashboard


Overview **Activity** Message board Team updates

 Share a message with the team

 **Pinned**  
**Your Name Here**  
6 minutes ago ...

Hey everyone, welcome to the team! Let's keep each other motivated as we train for the 5K. If anyone has any questions or needs support if you're fundraising, let me know! I'm happy to share some tips.

✕ Invite members 


Add recipients 

Hello,

I'd like you to join my fundraising team - Team Name Here. We are raising money for CLL Society as part of Celebrating Long Lives 5K Walk/Run 2024. You can join our team by clicking the link below. I'm the team captain so if you have any questions, reach out to email@gmail.com or reply to this email.

Thank you,  
Your Name Here

If you are on a team, you'll have access to a private Team Dashboard. This is where you can view all team members, monitor team activity and donations received, and communicate with your team on a private team message board.

If you're a **team captain**, you'll have some additional features available to you in this space - including the ability to invite team members. When you invite members, click the plus sign  to easily recruit your past teammates from last year!

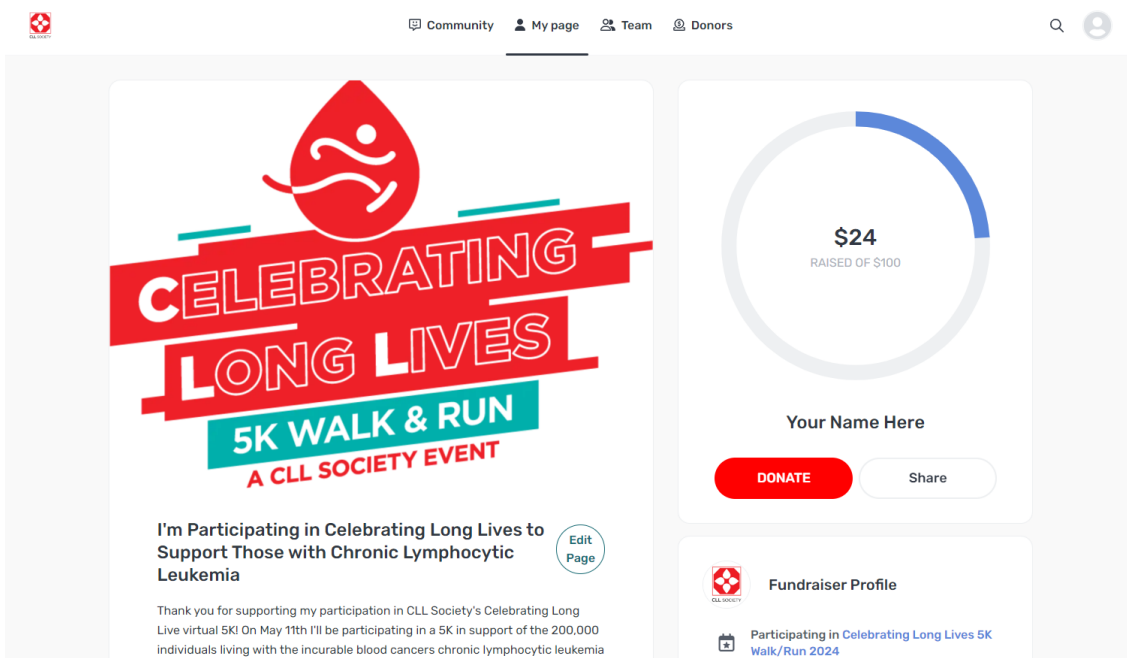
Team captains will also be able to thank donors who give directly to your team and pin important messages to the message board.

Want to see the Team Dashboard in action? Watch a tutorial video below.

[Team Dashboard Tutorial](#)

# How To Use Your Fundraising Page

## Desktop View



Your fundraising page has an **expanded layout** if you're viewing on a desktop or device with a large screen, but all the same features shown on the previous pages are available to you! Here are some things that are different:

- The menu to navigate around the campaign is now at the **top of the page**.
- The option to edit your fundraising page or team page is now located below your cover photo with an **"Edit Page" button**.
- Your Team Dashboard (if you're on a team) will also have an expanded layout.

## Find your way around

Take a few minutes to navigate the campaign now that you've joined! Here's what you can find on each menu tab:

- **Community:** Post updates and be inspired by what fellow fundraisers are sharing.
- **My Page:** View and customize your fundraising page, then share it on social media or with supporters to help spread the word.
- **Team:** Access your Team Dashboard to see your teammates, team donations, and communicate on a private message board.
- **Donors:** View your donors, send thank you messages, and invite friends and family to give!

Feeling lost? Click the logo in the top left of the page to **return to the campaign home**. This is where you'll see overall campaign progress and fundraising leaderboards.

[How To Send Donor Invites](#)

[Team Dashboard Tutorial](#)